



ಬೃಹತ್ ಬೆಂಗಳೂರು ಮಹಾನಗರ ಪಾಲಿಕೆ  
Bruhat Bengaluru Mahanagara Palike



# BBMP COVID-19 WAR ROOM BULLETIN - 29.05.2021

BBMP / COVID-19 WAR ROOM / BULLETIN – 432/ 29.05.2021 / #BBMPfightsCOVID19



# ABSTRACT OF COVID-19 CASES IN BENGALURU



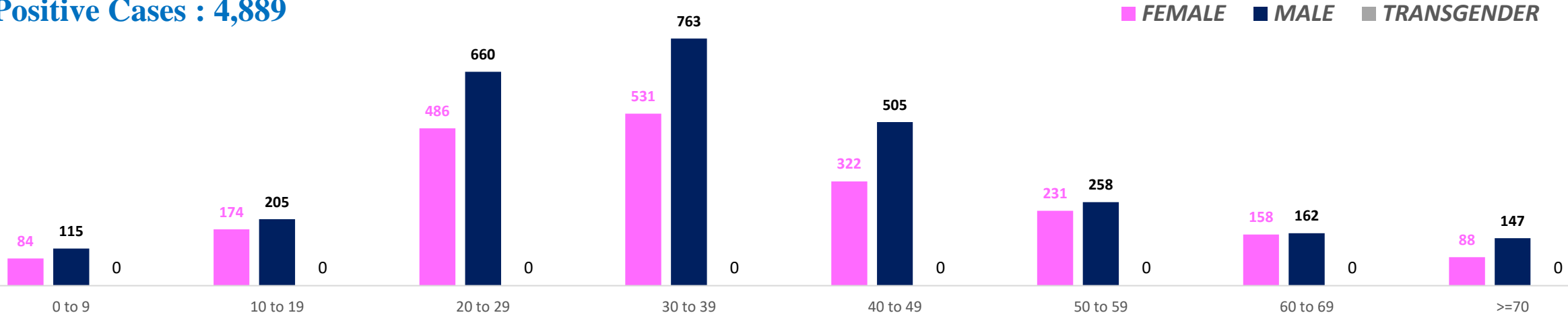
	MALE	FEMALE	TRANSGENDER	MALE	FEMALE	TRANSGENDER	TOTAL	
	Last 24 Hours	Last 24 Hours	Last 24 Hours	Cumulative	Cumulative	Cumulative	Last 24 Hours	Cumulative
<b>Positive Cases</b>	2815	2074	0	690342	464035	126	<b>4889</b>	<b>11,54,503</b>
<b>Recovered Cases</b>	11898	9228	0	5,86,561	390777	91	<b>21126</b>	<b>9,77,429</b>
<b>Death Cases</b>	154	124	0	8232	4656	4	<b>278</b>	<b>12,892</b>
<b>Total Tests Done</b>	<b>In Last 24 hrs : 54,226</b>			<b>Cumulative : 1,27,56,122</b>				
<b>ACTIVE CASES</b>				<b>1,64,182</b>				



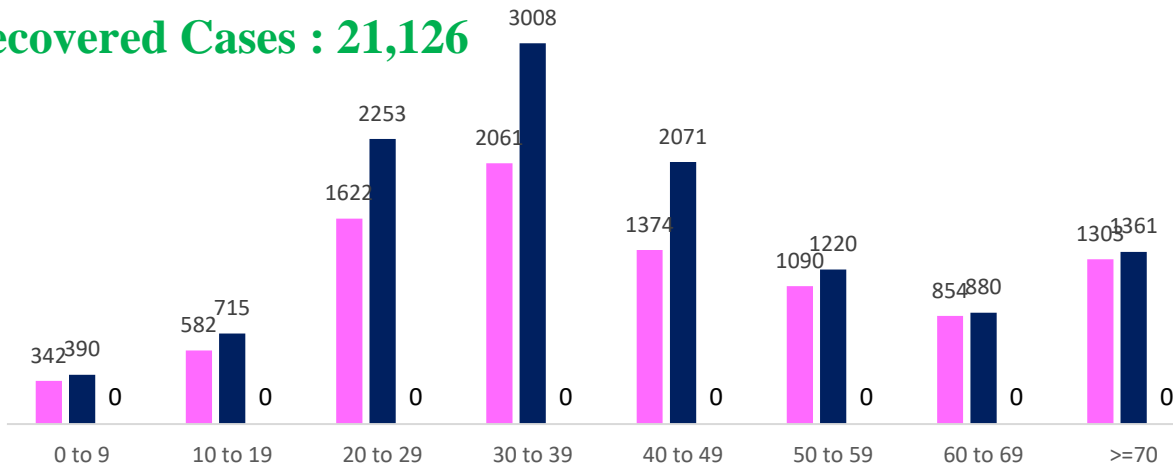
# LAST 24 HOURS AGE GROUP AND GENDER WISE DISTRIBUTION



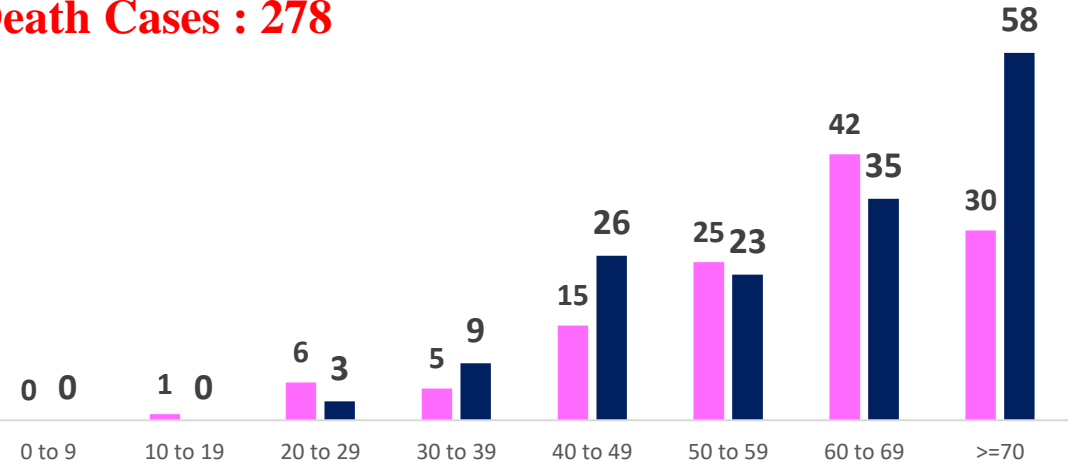
## Positive Cases : 4,889



## Recovered Cases : 21,126



## Death Cases : 278





# SNAPSHOT OF BENGALURU COVID-19 CASES IN LAST 8 WEEKS



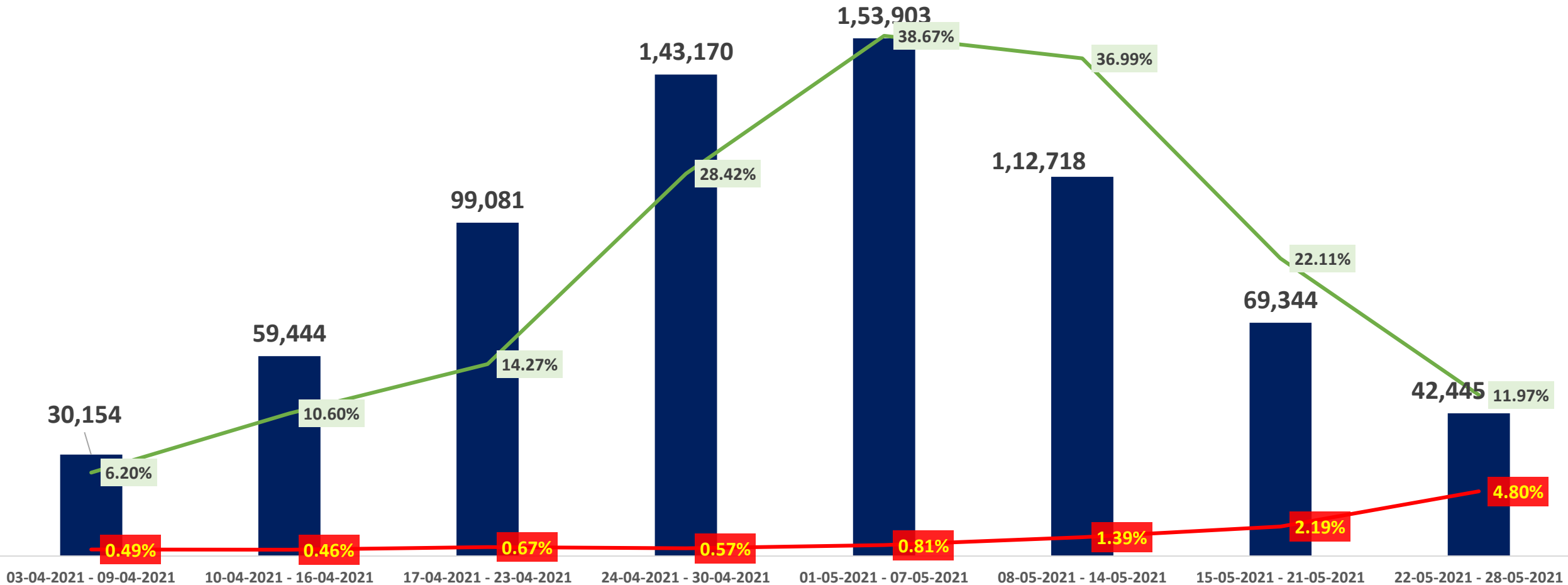
	03/04/21 TO 09/04/21	10/04/21 TO 16/04/21	17/04/21 TO 23/04/21	24/04/21 TO 30/04/21	01/05/21 TO 07/05/21	08/05/21 TO 14/05/21	15/05/21 TO 21/05/21	22/05/21 TO 28/05/21
<b>Total Positive Cases</b>	30,154	59,444	99,081	1,43,170	1,53,903	1,12,718	69,344	42,445
<b>Total Recovered Cases</b>	11,688	16,308	23,974	33,534	78,903	89,117	1,73,504	1,37,343
<b>Total Death Cases</b>	147	275	660	814	1,242	1,565	1,516	2,037
<b>Case Fatality Rate</b>	0.49%	0.46%	0.67%	0.57%	0.81%	1.39%	2.19%	4.80%
<b>Total Tests Conducted</b>	4,86,031	5,60,755	6,94,541	5,03,691	3,98,039	3,04,707	3,13,596	3,54,500
<b>Positivity Rate</b>	6.20%	10.60%	14.27%	28.42%	38.67%	36.99%	22.11%	11.97%



# POSITIVITY AND MORTALITY RATE OF BENGALURU – LAST 8 WEEKS

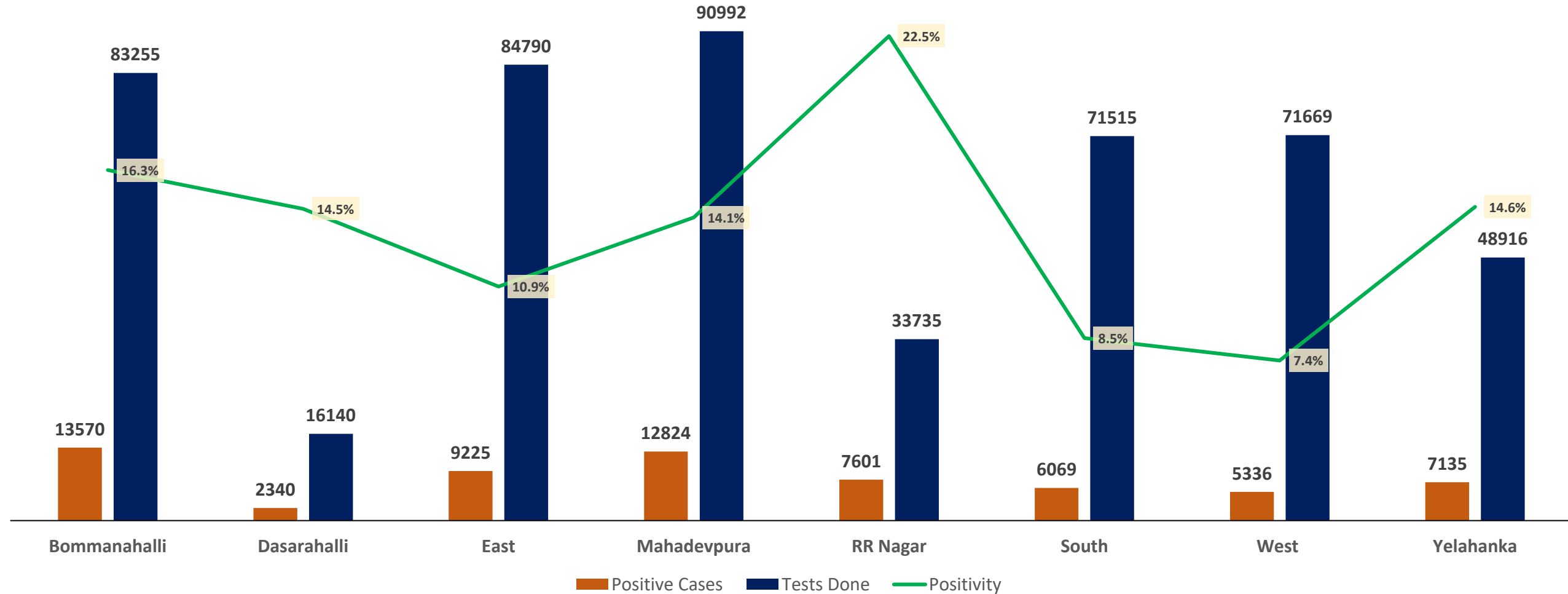


■ Total Positive Cases    — Case Fatality Rate    — Positivity Rate



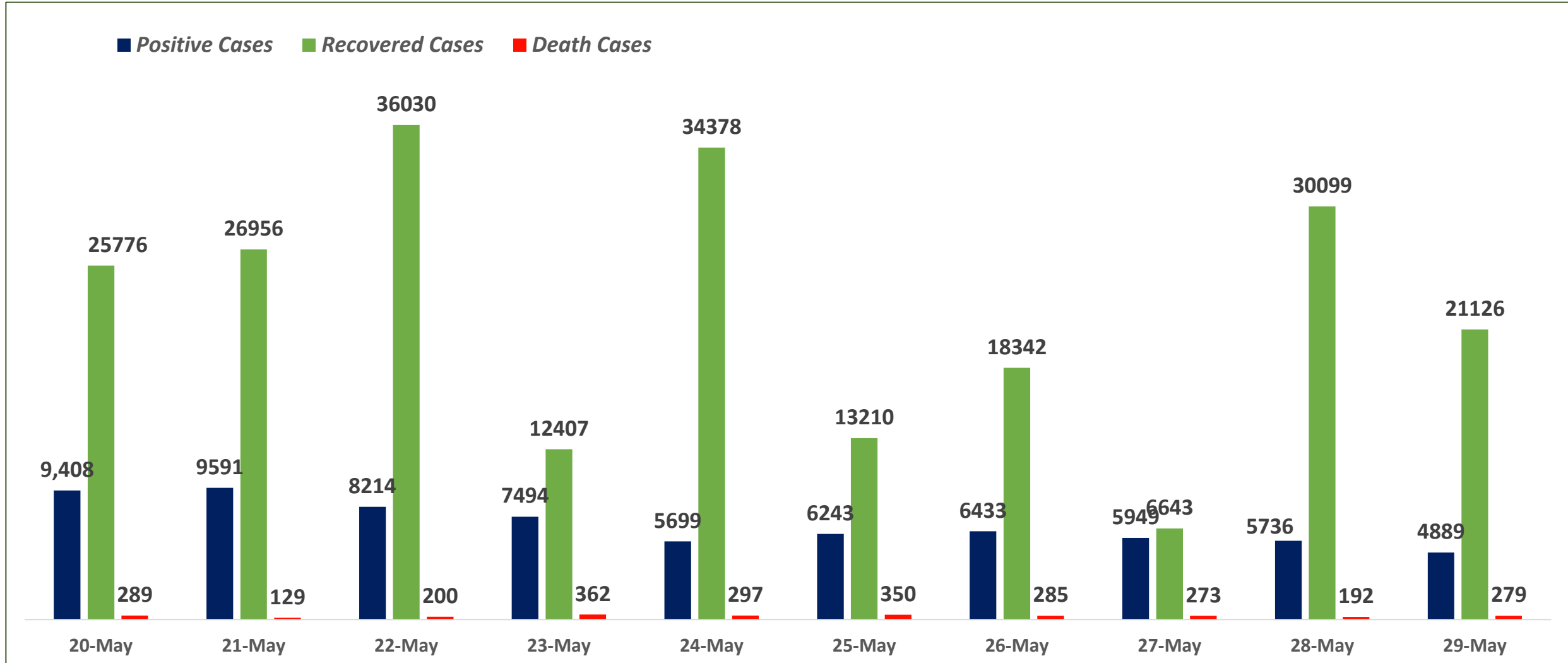


# ZONE WISE POSITIVITY TREND IN LAST 10 DAYS





# SNAPSHOT OF POSITIVE, RECOVERED AND DEATH CASES OVER LAST 10 DAYS ACROSS BBMP ZONES

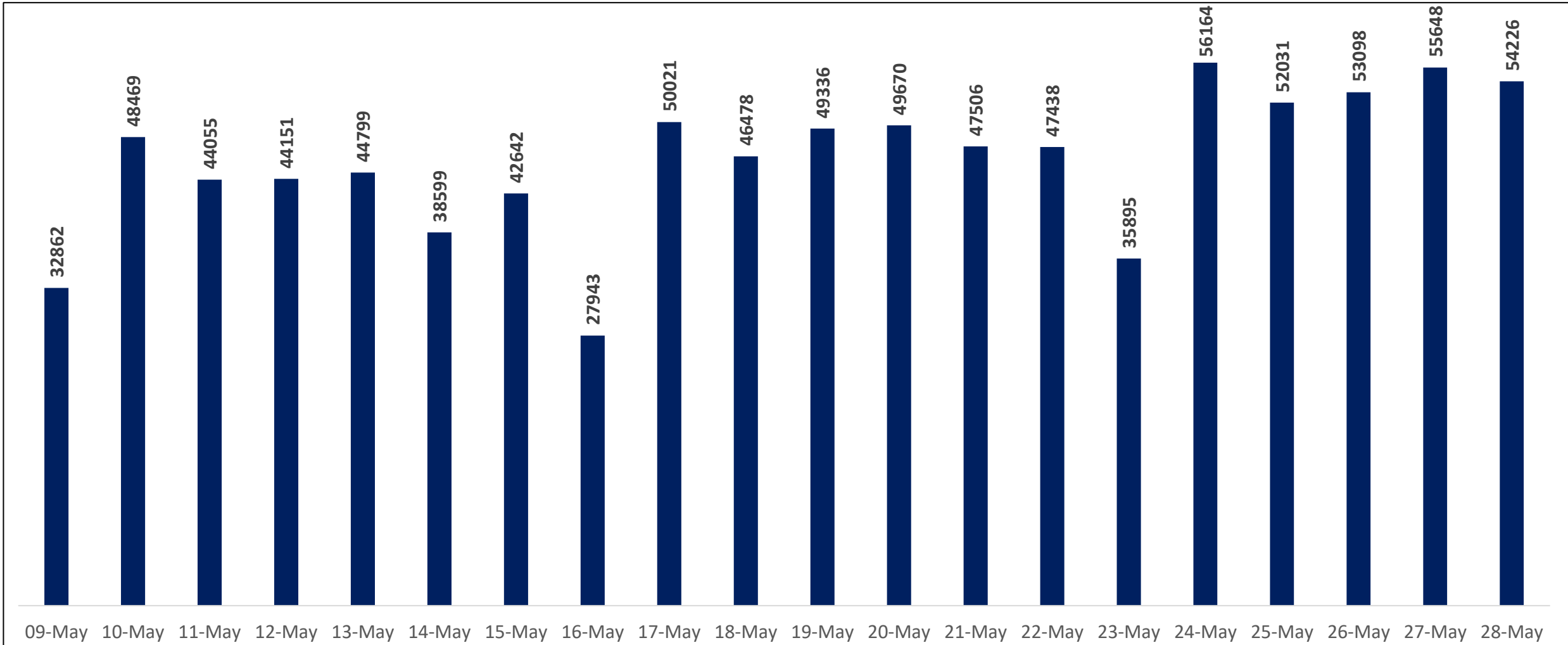




# TESTING TRENDS IN BENGALURU



Total Test Conducted Till Date	Test Conducted Last 24 hours
1,27,56,122	54,226





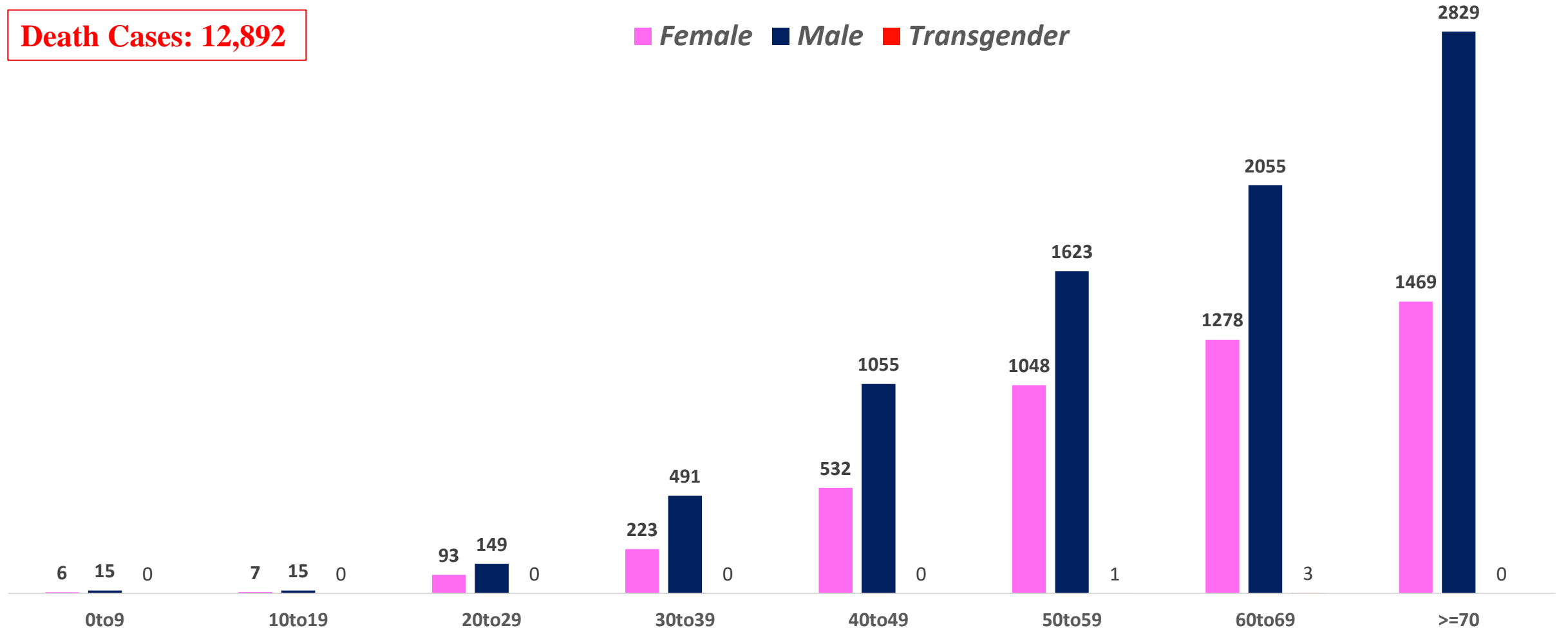


# AGE AND GENDER WISE DISTRIBUTION OF DEATH CASES



**Death Cases: 12,892**

■ Female ■ Male ■ Transgender

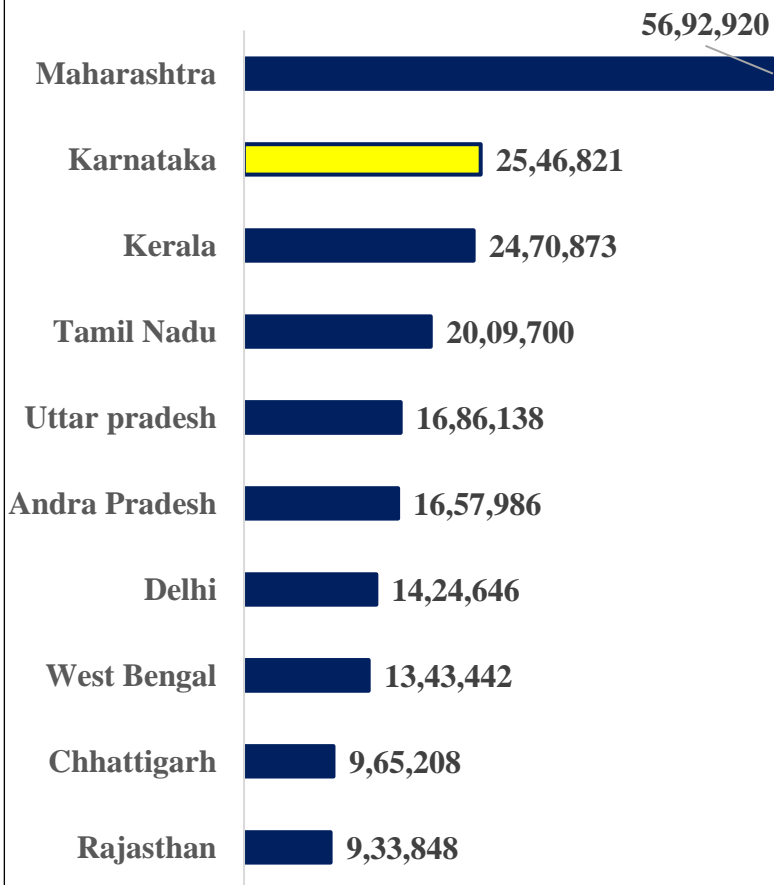




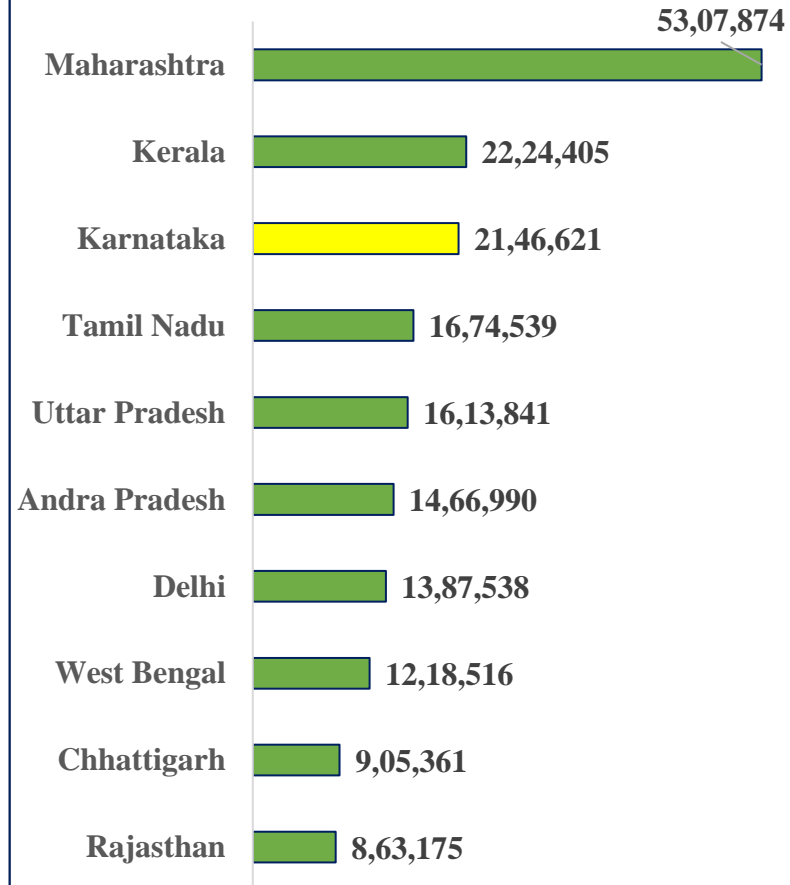
# TOP 10 COVID19 AFFECTED INDIAN STATES AS ON 28.05.2021



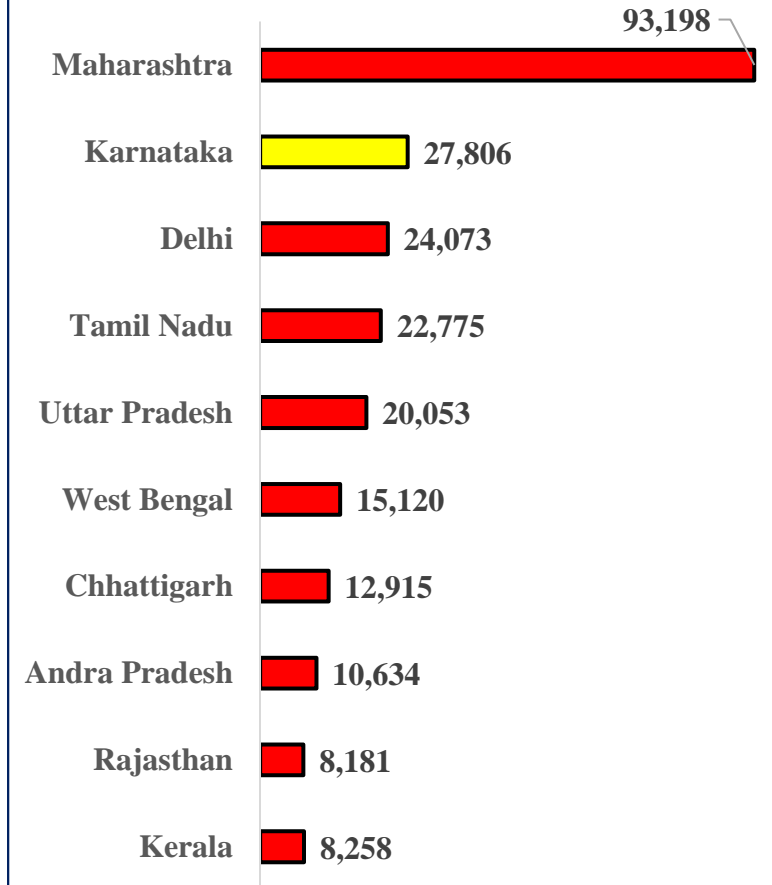
## Total Positive Cases



## Total Recovered Cases

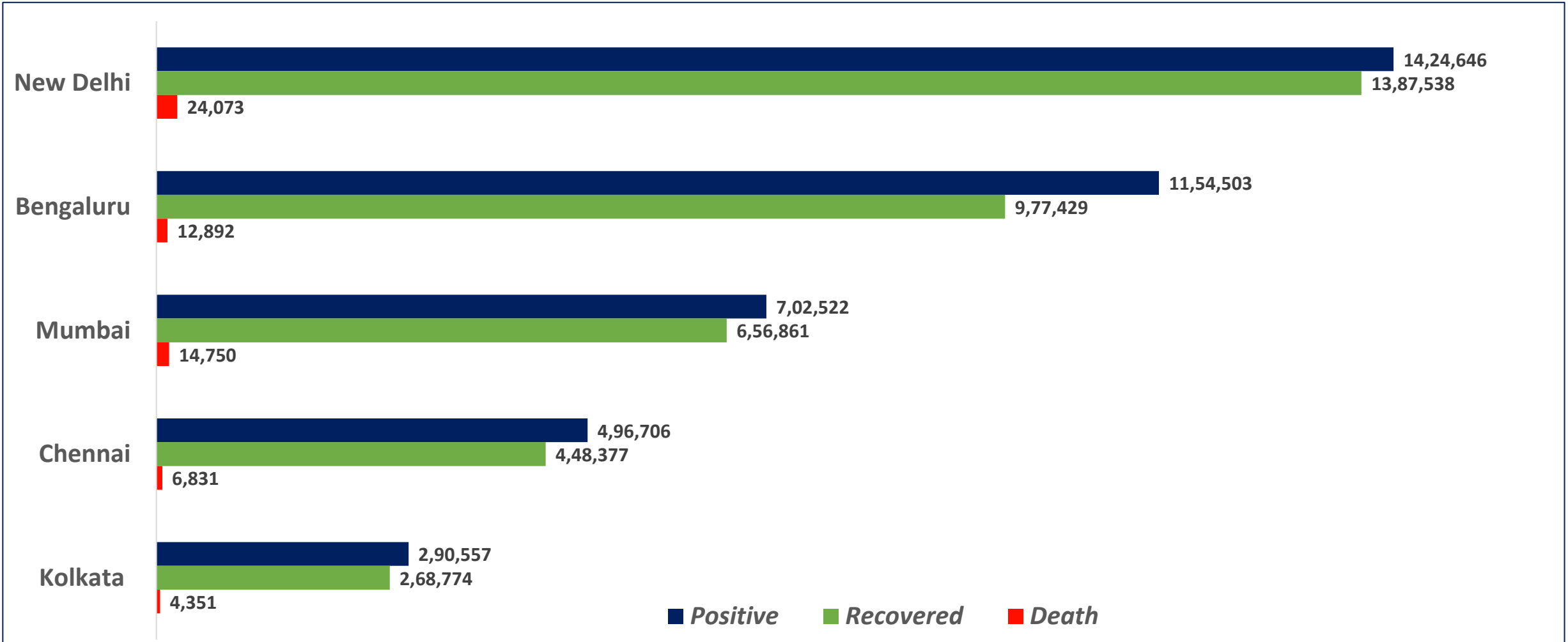


## Total Death Cases



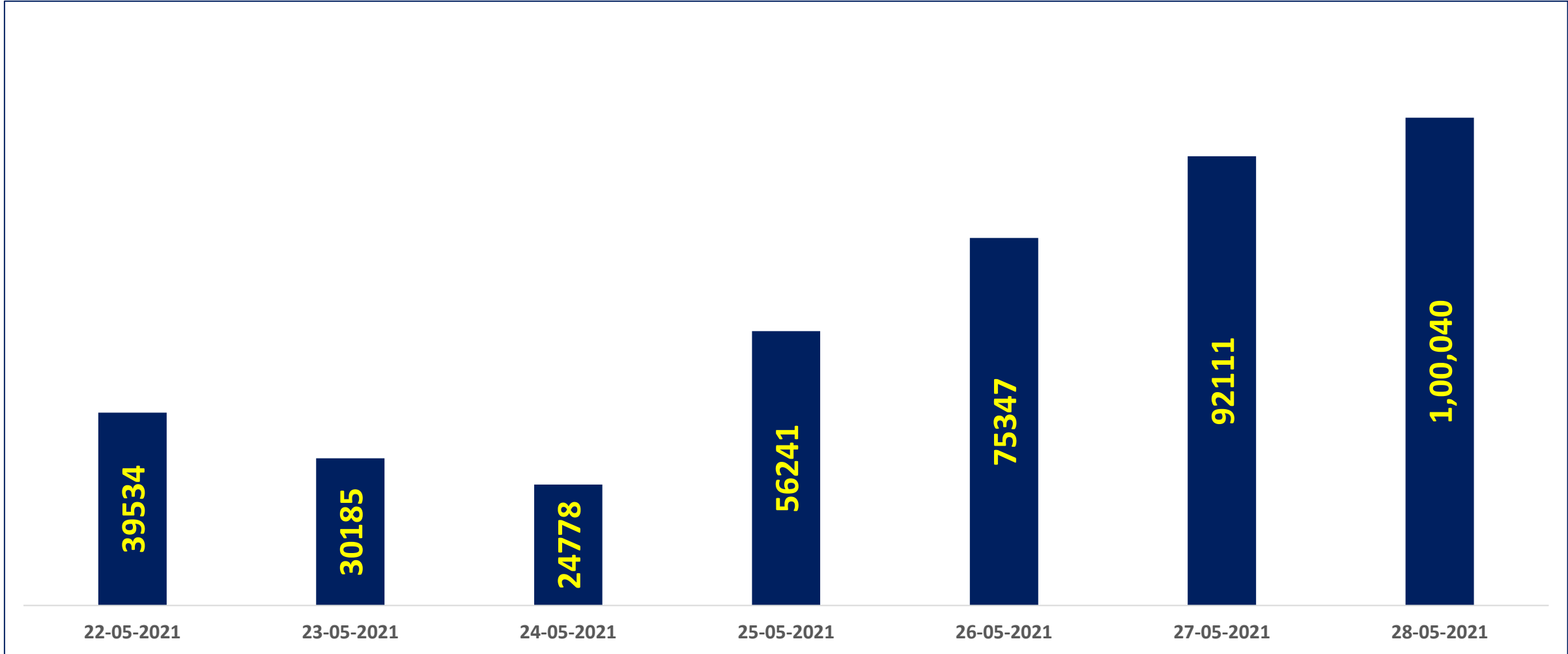


# BENGALURU AND METROPOLITIAN CITIES AS ON 28.05.2021





# TOTAL VACCINATION DONE IN LAST 7 DAYS





# COVID BED STATUS AS ON 29.05.2021



SR. NO.	Facility Type	No. of Hospital	Total Allocated Beds for C+ Patients					Occupied Beds for C+ Patients					Net Available Beds for C+ Patients				
			Gen Beds	HDU	ICU Beds	ICU-V	Total	Gen Beds	HDU	ICU Beds	ICU-V	Total	Gen Beds	HDU	ICU Beds	ICU-V	Total
1	Government Medical Colleges	4	60	615	63	82	820	15	314	63	82	474	45	301	0	0	346
2	Government Hospitals	16	675	207	73	141	1096	312	149	73	140	674	363	58	0	1	422
3	Private Medical Colleges	12	4002	2412	145	210	6769	301	1166	144	209	1820	3701	1246	1	1	4949
4	Private Hospitals	142	2578	1712	322	210	4822	1051	1277	302	203	2833	1527	435	20	7	1989
5	Covid Care Centre	58	1958	1332	-	-	3290	682	233	-	-	915	1276	1099	-	-	2375
<b>Total Beds</b>		<b>232</b>	<b>9273</b>	<b>6278</b>	<b>603</b>	<b>643</b>	<b>16797</b>	<b>2361</b>	<b>3139</b>	<b>582</b>	<b>634</b>	<b>6716</b>	<b>6912</b>	<b>3139</b>	<b>21</b>	<b>9</b>	<b>10081</b>



# SNAPSHOT OF COVID-19 CASES IN BENGALURU URBAN



**Total Wards With  
>500 Cases\* :  
31**

**Tests Conducted  
On 28.05.2021:  
54,226**

**Recovery  
Rate:  
84.66%**

**Total  
Active Cases :  
1,64,182**

**Total Vaccinated on  
28.05.2021:  
1,00,040**

**Positivity  
Rate\* :  
27.60%**

**Active  
Rate:  
14.22%**

**Case  
Fatality Rate\* :  
1.68%**



\*Total positive cases In the past 10 days

\*CFR and positivity as for May 2021



ಬೃಹತ್ ಬೆಂಗಳೂರು ಮಹಾನಗರ ಪಾಲಿಕೆ  
Bruhat Bengaluru Mahanagara Palike



<b>Download BBMP Bulletin</b>	<a href="https://bbmp.gov.in/warroombulletin.html">https://bbmp.gov.in/warroombulletin.html</a>
<b>For BBMPCovid19 Bed Status:</b>	<a href="https://apps.bbmpgov.in/covid19/en/Bedstatus.php">https://apps.bbmpgov.in/covid19/en/Bedstatus.php</a>
<b>To register for vaccination :</b>	<a href="https://selfregistration.cowin.gov.in/">https://selfregistration.cowin.gov.in/</a>
<b>BBMP COVID19 Dashboard:</b>	<a href="https://apps.bbmpgov.in/covid19/">https://apps.bbmpgov.in/covid19/</a>
<b>Follow us on:</b>	 <a href="http://www.facebook.com/bbmp.comm1/">www.facebook.com/bbmp.comm1/</a>
	 <a href="https://twitter.com/BBMPCOMM">twitter.com/BBMPCOMM</a>

**Issued by:**

**Honorable Chief Commissioner, BBMP  
Special Commissioner Health & IT, BBMP  
MD, Bengaluru Smart City Limited**

**THANK YOU !**



**The fight against  
COVID-19 is still on!**

Take a vow to stay safe at  
home and contribute your bit



**#StayAtHomeSaveLives**

**Pledge.mygov.in**